

Tritax Symmetry (Hinckley) Limited

## **HINCKLEY NATIONAL RAIL FREIGHT INTERCHANGE**

---

### **The Hinckley National Rail Freight Interchange Development Consent Order**

Project reference TR050007

### **Aston Firs Technical Note [Appendix 4 (B) – Acoustic Gabion Wall Option]**

Revision: 01

**December 2024**

---

Planning Act 2008

The Infrastructure Planning (Applications: Prescribed Forms and Procedure) Regulations 2009  
Regulation 5(2)(q)

**Aston Firs Technical Note**  
**Appendix B (part 1)**  
**Work No. 7 A47 Link Road Gabion Wall**  
**Option Location**





Indicative location of signage on approach to roundabout 1

Indicative location of maintenance hard standing area to enable maintenance of gabion wall

Maintenance hard standing area to enable maintenance of gabion wall

ASTON FIRS GYPSY AND TRAVELLER SITE

ROUNDBABOUT 1

Section E-E

Section F-F

Section D-D

Section C-C

Section B-B

Section A-A

21.1

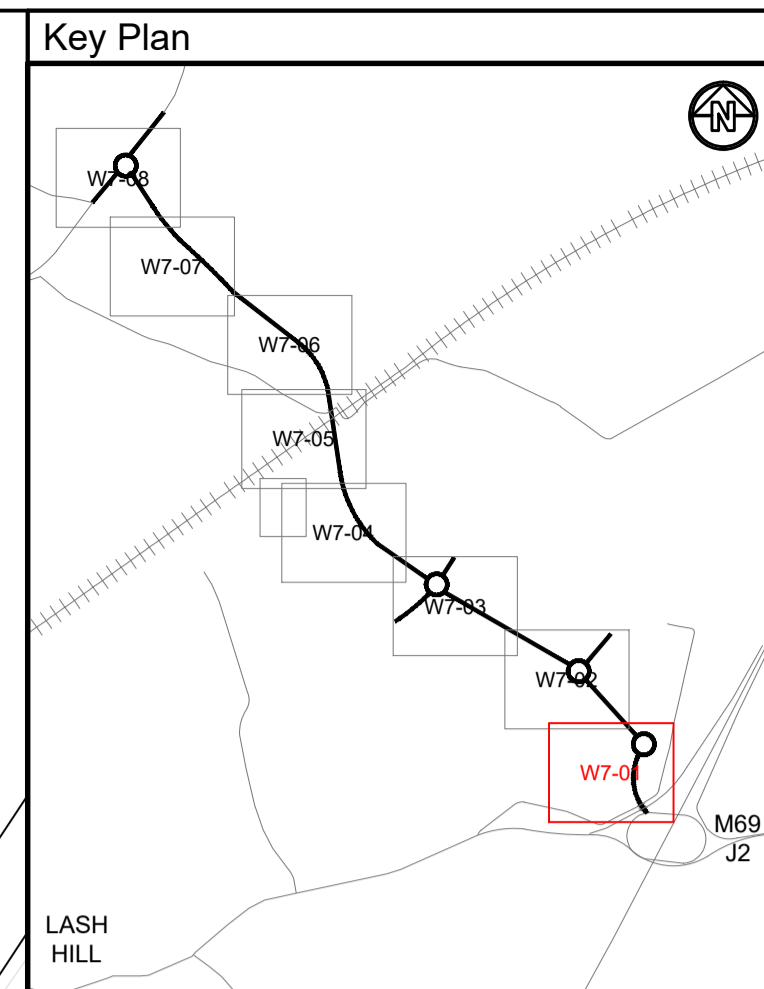
22.8

17.8

16.3

19.9

27.3



- Notes**
1. Do not scale this drawing. All dimensions must be checked/verified on site. If in doubt ask.
  2. This drawing is to be read in conjunction with all relevant architects, engineers and specialists drawings and specifications.
  3. All dimensions in metres unless noted otherwise. All levels in metres AOD unless noted otherwise.
  4. Any discrepancies noted on site are to be reported to the engineer immediately.
  5. This drawing is for information purposes only and not to be used for construction purposes.
  6. This drawing is to be read in conjunction with drawing HRF-BWB-GEN-XX-CH-SK191 and SK192

- Legend**
- PROPOSED 4m HIGH ACOUSTIC FENCE
  - PROPOSED 3m HIGH ACOUSTIC FENCE
  - PROPOSED 3m HIGH GABION WALL WITH MINIMUM SURFACE DENSITY OF 15 kg/m<sup>2</sup> FORMING ACOUSTIC BARRIER
  - PROPOSED DESIGN
  - DEVELOPMENT CONSENT ORDER LIMITS
  - WORKS AREA 7 LIMITS OF DEVIATION
  - PROPOSED LIGHTING COLUMN

P01	18.11.24	PRELIMINARY ISSUE	JM	SC
Rev	Date	Details of issue / revision	Drw	Rev

**Issues & Revisions**

**BWB**  
A CAF GROUP COMPANY

- Birmingham | 0121 233 3322
- Leeds | 0113 233 8000
- London | 020 7407 3879
- Manchester | 0161 233 4260
- Nottingham | 0115 924 1100

www.bwbconsulting.com

Client

**TRITAX SYMMETRY**  
A TRITAX BIG BOX COMPANY

Project Title

**HINCKLEY NATIONAL RAIL FREIGHT INTERCHANGE**

Drawing Title

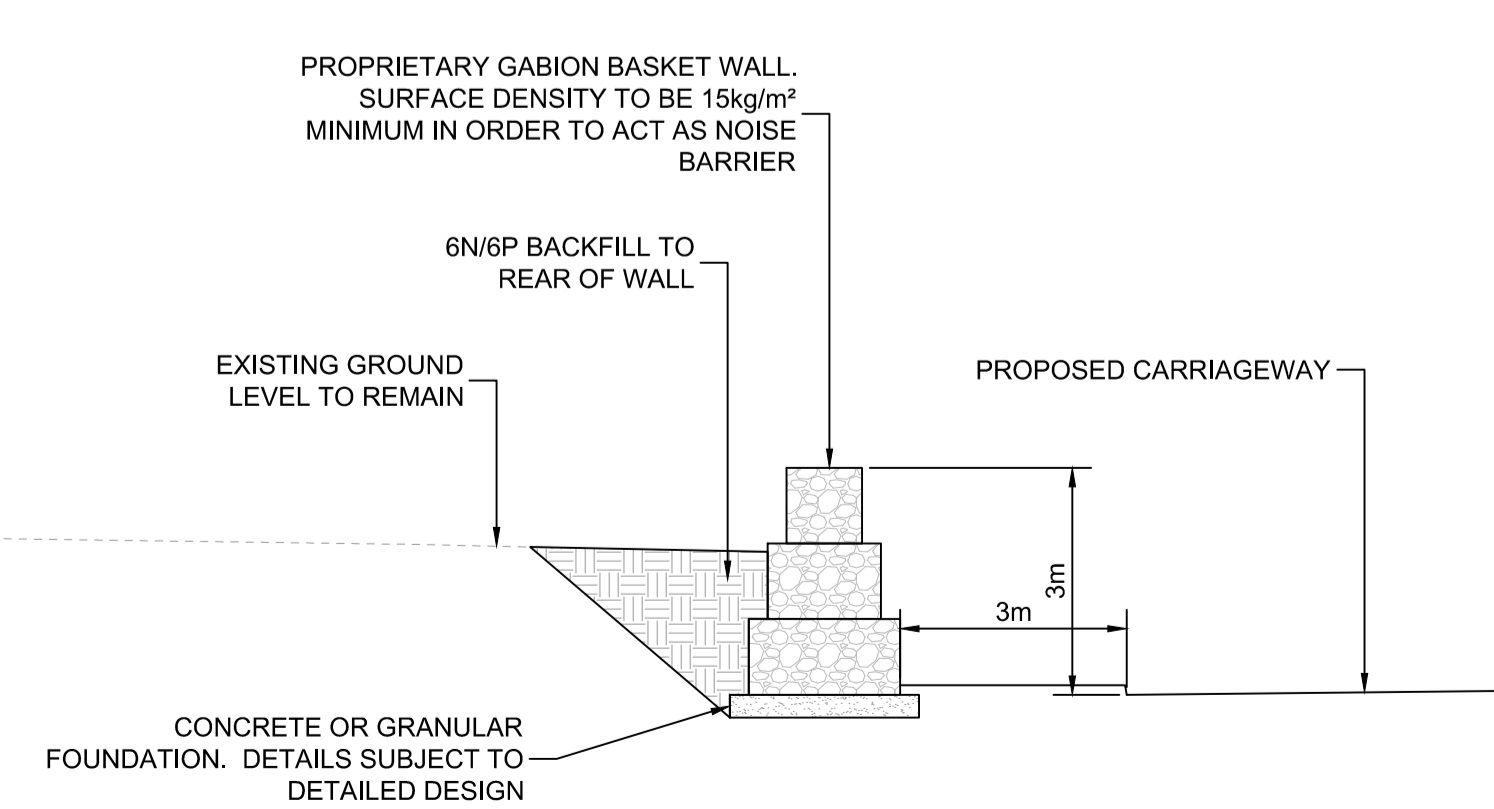
**WORK No.7 A47 LINK ROAD ACOUSTIC FENCE LOCATION GABION WALL OPTION**

Drawn:	J.Manifold	Reviewed:	S.Carter
BWB Ref:	NTT 2814	Date:	18.11.24
Scale@A1:	1:500		

Drawing Status

**FOR REVIEW**

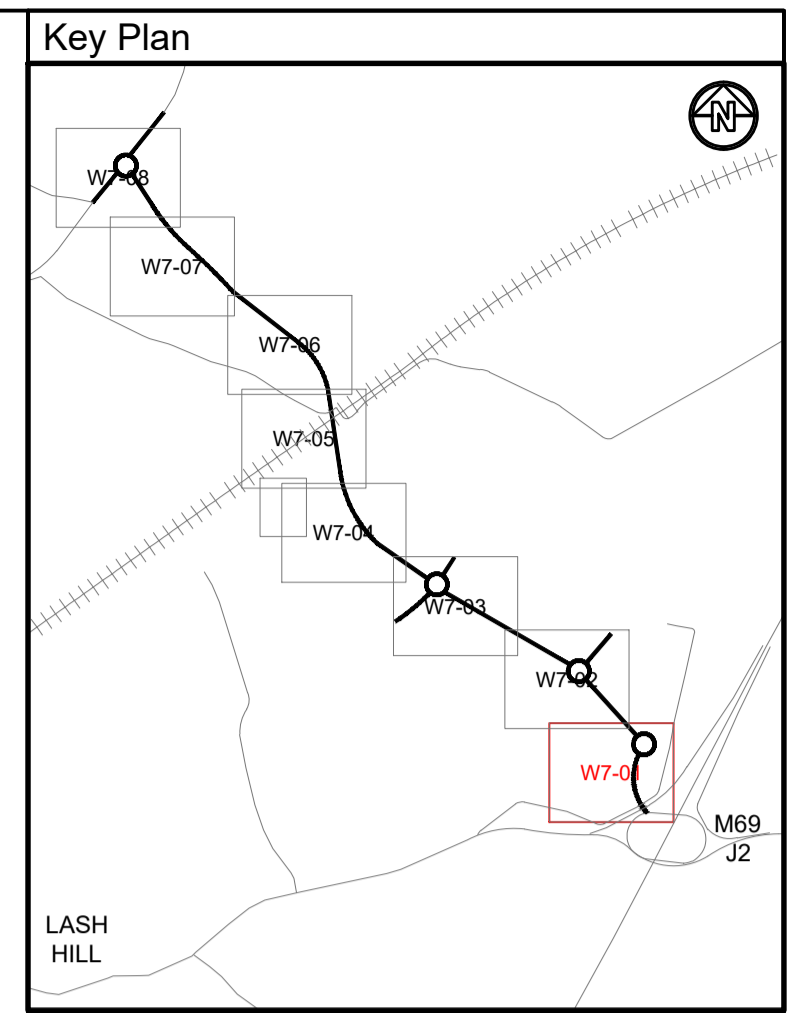
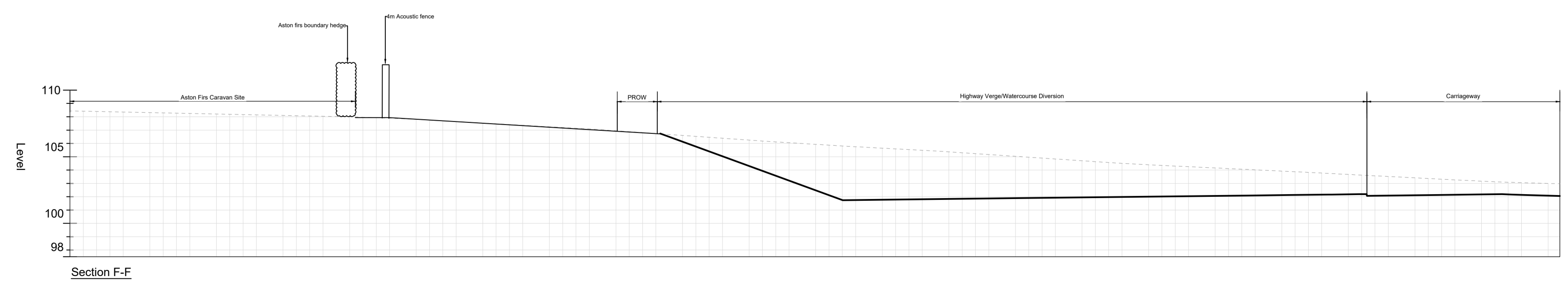
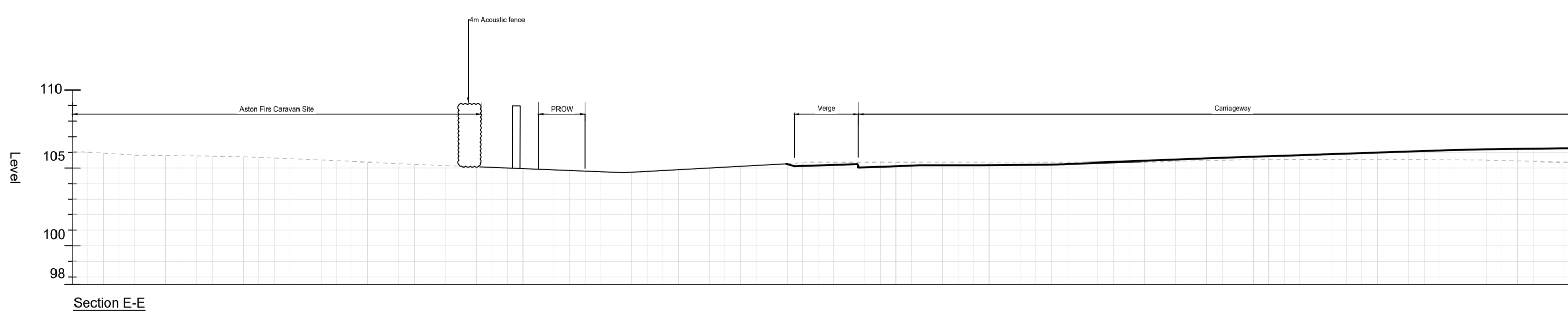
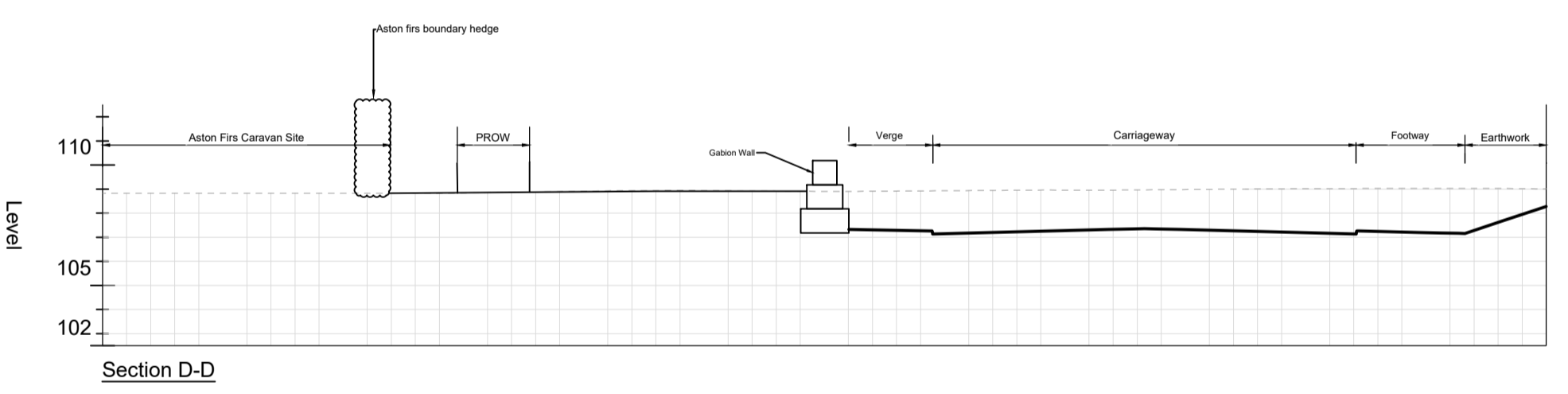
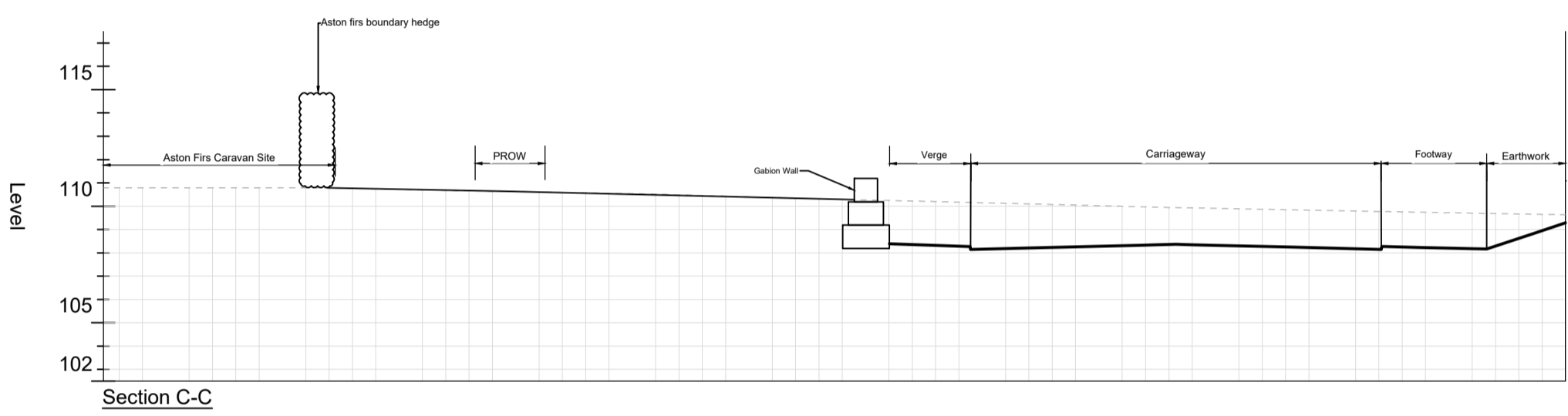
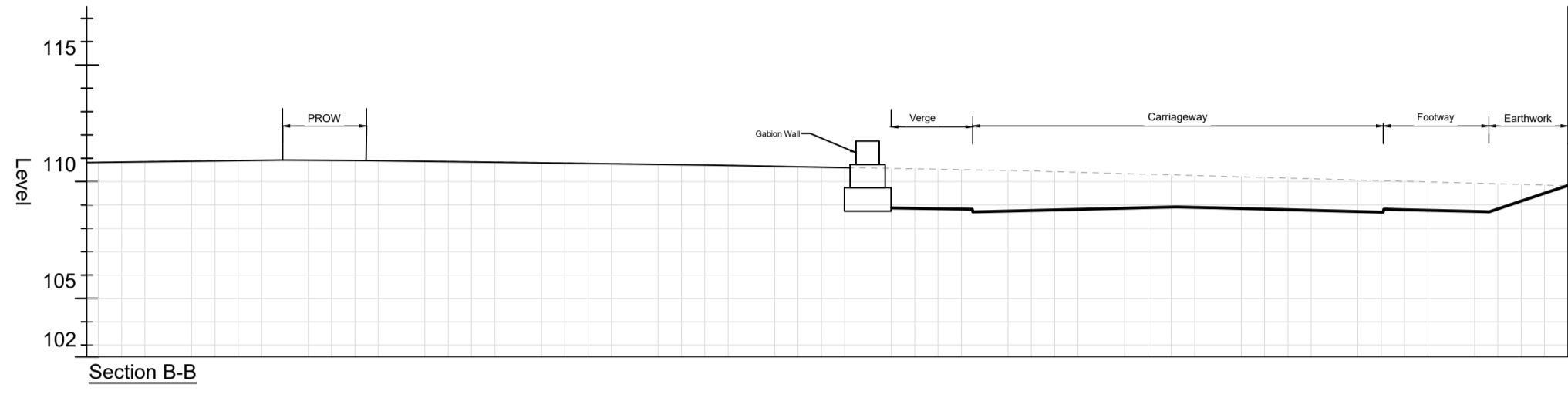
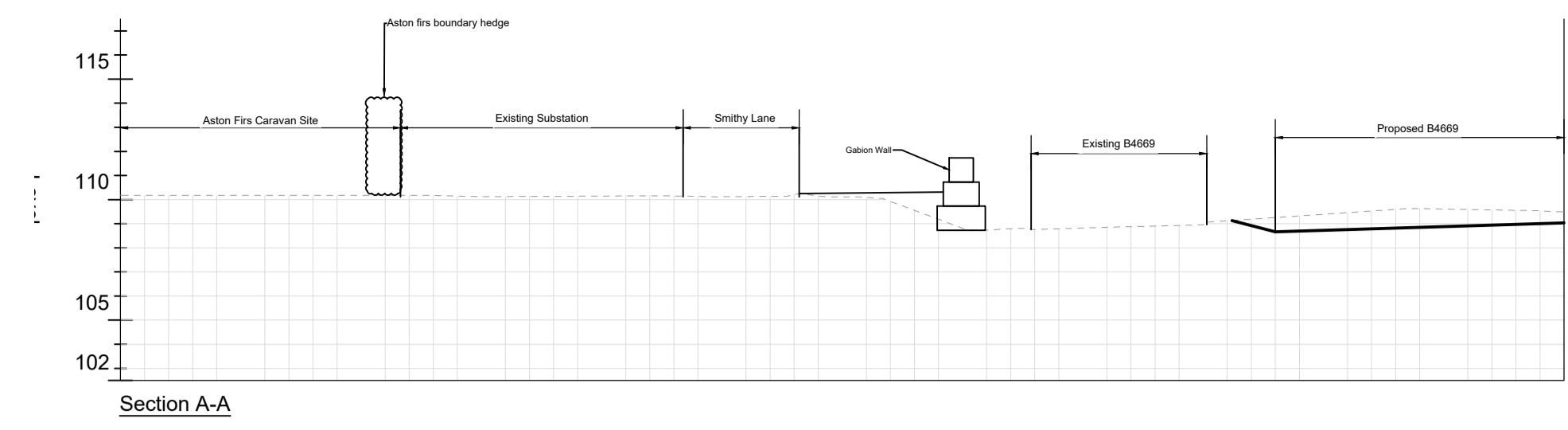
Project - Originator - Functional - Spatial - Form - Discipline - Number	Status	Rev
HRF-BWB-GEN-XX-CH-SK190	S2	P01



TYPICAL GABION WALL CONSTRUCTION DETAIL SCALE 1:10



**Aston Firs Technical Note**  
**Appendix B (part 2)**  
**Acoustic Barrier Sections Gabion Option**



- Notes**
1. Do not scale this drawing. All dimensions must be checked/verified on site. If in doubt ask.
  2. This drawing is to be read in conjunction with all relevant architects, engineers and specialists drawings and specifications.
  3. All dimensions in metres unless noted otherwise. All levels in metres AOD unless noted otherwise.
  4. Any discrepancies noted on site are to be reported to the engineer immediately.
  5. This drawing is for information purposes only and not to be used for construction purposes.
  6. This drawing is to read in conjunction with drawing HRF-BWB-GEN-XX-CH-SK190

Rev	Date	Details of issue / revision	Drw	Rev
P01	18.11.24	FOR REVIEW	JM	SC

**Issues & Revisions**

**BWB**  
A CAF GROUP COMPANY

- Birmingham | 0121 233 3322
- Leeds | 0113 233 8000
- London | 020 7407 3879
- Manchester | 0161 233 4260
- Nottingham | 0115 924 1100

www.bwbconsulting.com

Client

**TRITAX SYMMETRY**  
A TRITAX BIG BOX COMPANY

Project Title

**HINCKLEY NATIONAL RAIL FREIGHT INTERCHANGE**

Drawing Title

**WORK No.7 A47 LINK ROAD ACOUSTIC BARRIER SECTIONS GABION WALL OPTION**

Drawn:	J.Manifold	Reviewed:	S.Carter
BWB Ref:	NTT 2814	Date:	18.11.24
Scale@A1:	1:250		

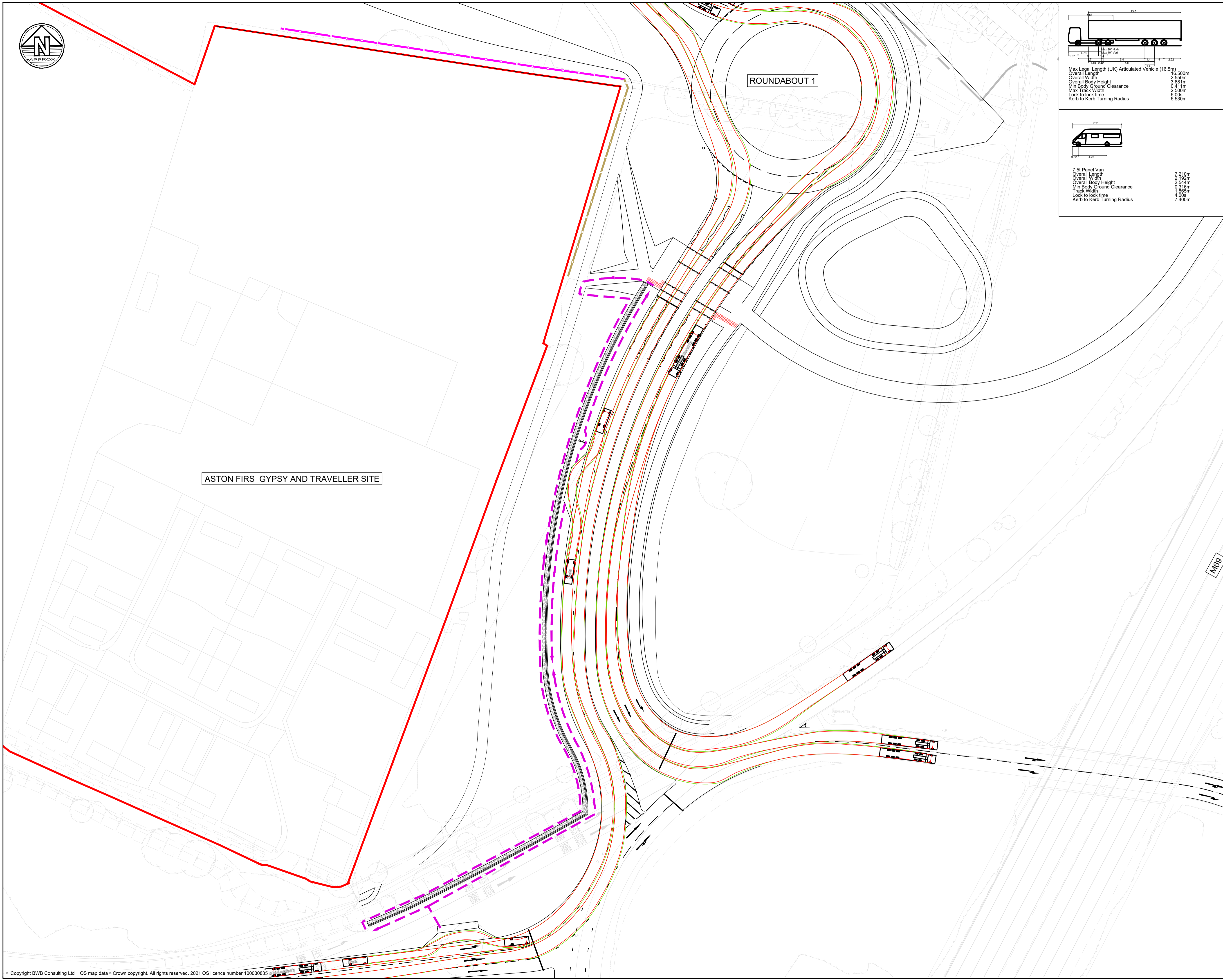
Drawing Status

**FOR REVIEW**

Project - Originator - Functional - Spatial - Form - Discipline - Number	Status	Rev
HRF-BWB-GEN-XX-CH-SK191	S2	P01

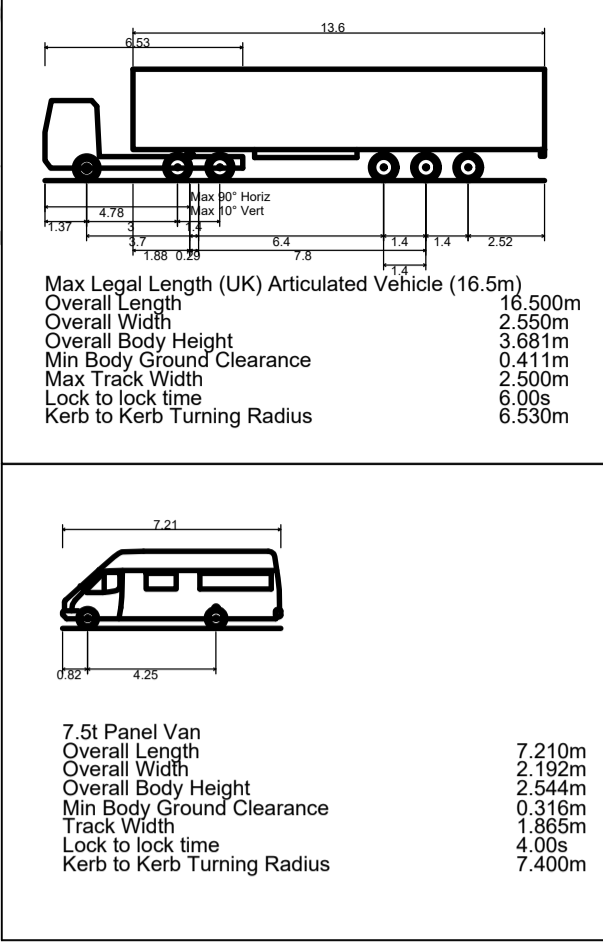
**Aston Firs Technical Note**  
**Appendix B (part 3)**  
**Gabion wall tracking and maintenance**  
**access**



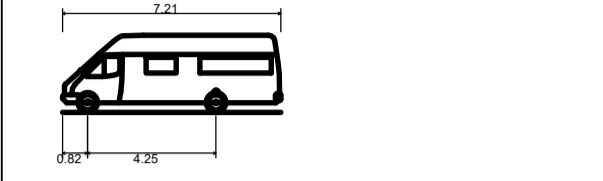


ROUNDBABOUT 1

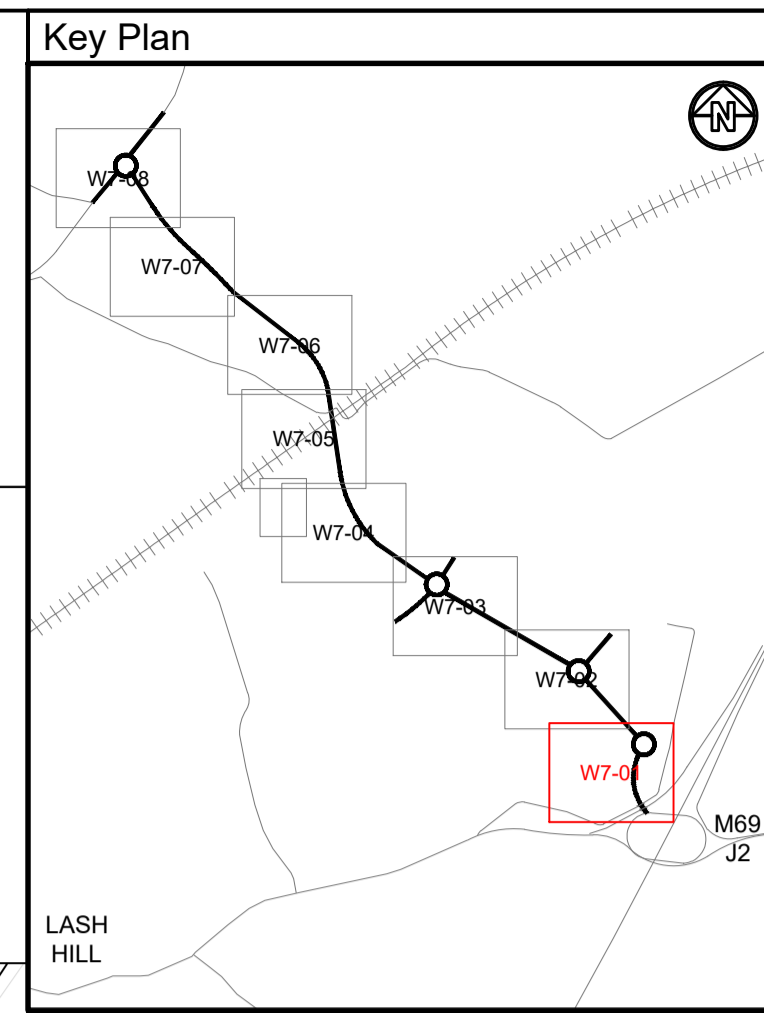
ASTON FIRS GYPSY AND TRAVELLER SITE



Max Legal Length (UK) Articulated Vehicle (16.5m)  
 Overall Length 16.500m  
 Overall Width 2.550m  
 Overall Body Height 3.661m  
 Min Body Ground Clearance 0.411m  
 Max Track Width 2.500m  
 Lock to lock time 6.00s  
 Kerb to Kerb Turning Radius 6.530m



7.5t Panel Van  
 Overall Length 7.210m  
 Overall Width 2.192m  
 Overall Body Height 2.544m  
 Min Body Ground Clearance 0.316m  
 Track Width 1.965m  
 Lock to lock time 4.00s  
 Kerb to Kerb Turning Radius 7.400m



- Notes**
1. Do not scale this drawing. All dimensions must be checked/ verified on site. If in doubt ask.
  2. This drawing is to be read in conjunction with all relevant architects, engineers and specialists drawings and specifications.
  3. All dimensions in metres unless noted otherwise. All levels in metres AOD unless noted otherwise.
  4. Any discrepancies noted on site are to be reported to the engineer immediately.
  5. This drawing is for information purposes only and not to be used for construction purposes.
  6. This drawing is to be read in conjunction with drawing HRF-BWB-GEN-XX-CH-SK190

- Legend**
- PROPOSED 4m HIGH ACOUSTIC FENCE
  - PROPOSED 3m HIGH ACOUSTIC FENCE
  - PROPOSED 3m HIGH GABION WALL WITH MINIMUM SURFACE DENSITY OF 15 kg/m<sup>2</sup> FORMING ACOUSTIC BARRIER
  - ACCESS ROUTE FOR MAINTENANCE
  - DEVELOPMENT CONSENT ORDER LIMITS

P01	18.11.24	FOR REVIEW	JM	SC
Rev	Date	Details of issue / revision	Dw	Rev

**Issues & Revisions**

**BWB**  
A CAF GROUP COMPANY

- Birmingham | 0121 233 3322
- Leeds | 0113 233 8000
- London | 020 7407 3879
- Manchester | 0161 233 4260
- Nottingham | 0115 924 1100

www.bwbconsulting.com

Client

**TRITAX SYMMETRY**  
A TRITAX BIG BOX COMPANY

Project Title  
**HINCKLEY NATIONAL RAIL FREIGHT INTERCHANGE**

Drawing Title  
**A47 LINK ROAD GABION WALL MAINTENANCE ACCESS AND VEHICLE TRACKING**

Drawn:	J.Manifold	Reviewed:	S.Carter
BWB Ref:	NTT 2814	Date:	18.11.24
Scale@A1:	1:500		

Drawing Status  
**FOR REVIEW**

Project - Originator - Functional - Spatial - Form - Discipline - Number	Status	Rev
HRF-BWB-GEN-XX-CH-SK192	S2	P01